



13

## CBE Assessment

### Performance Assessment MA.3.3 Use Coupons to Save Money Grade 3

## Student Booklet

203-13

Name: Josey Lumsden  
Teacher: Horan  
School: Oak tree  
Date: 3-14-23



## ACKNOWLEDGEMENTS

---

The scoring rubrics shown in this booklet are adapted from those developed by the Center for Assessment, under creative commons license [Attribution 4.0 International \(CC BY 4.0\)](https://creativecommons.org/licenses/by-nc/4.0/)



This work is licensed under the Creative Commons Attribution-NonCommercial 4.0 International License. To view a copy of this license, visit <http://creativecommons.org/licenses/by-nc/4.0/> or send a letter to Creative Commons, PO Box 1866, Mountain View, CA 94042, USA.

## STUDENT DIRECTIONS

---

Everyone in class will be participating in a third grade mathematics performance assessment. The assessment will focus on material you have been taught this school year. The results from this assessment will be used by the teacher to improve learning in the classroom in the future.

This performance assessment consists of three parts. The first part includes a story problem that asks you to pretend to go to a store to purchase items for a neighborhood gathering and apply coupons that will lower the overall costs. In the second part, you will be asked to describe the mathematical processes you used to solve the problem. In the third part, there are two reflective questions that ask for your thoughts as you were taking the assessment.

As you respond to the questions in the spaces provided on the story problem page in your Student Booklet, please make sure that your responses are clear and explained well, since your teacher will be looking for you to do your best work.

Now let's walk through your Student Booklet before testing begins so you can become familiar with the parts of the assessment, where they are located and what they look like.

### PART 1 – DATA ANALYSIS PROMPT (30 MINUTES)

---

On page 5, the Part 1 – Data Analysis Prompt are the directions for this assessment. Please read the directions carefully and respond to the questions listed on this page.

Remember to write the equation you created to help you solve this word problem as a part of showing your work.

You will have 30 minutes to respond to the questions on page 5.

### PART 2 – ASSESSMENT PROCESS QUESTION (5 MINUTES)

---

In the next part of the assessment – Part 2 – Assessment Process Question – you are asked to explain the mathematical process you used to determine the final SUPER Mart cost for the three charitable gathering items.

In your own words, explain your thinking as you went about solving the problem story from Part 1. What was the mathematical process you used to determine the final SUPER Mart cost for the three charitable gathering items?

You will have 5 minutes to respond to the question on page 6.

### PART 3 – REFLECTION QUESTIONS (5 MINUTES)

---

After you have responded to the first two parts on this assessment, please complete the reflection questions on page 7 in your Student Booklet.

The Teacher Scoring Rubric that will be used to evaluate your calculations and reasoning is shown on page 4 of your Student Booklet. Be sure to review the Exceeding Expectations column. It is the highest level of performance.

Teacher Scoring Rubric—Student Version			
Dimensions	Not Yet Meeting Expectations	Meeting Expectations	Exceeding Expectations
<b>Concepts and Procedures</b>	I can solve the problem efficiently and accurately without any calculation mistakes.	I can solve the problem using strategies that make sense with few calculation mistakes.	I can solve part of the problem, but I am confused in some places and have calculation mistakes.
<b>Reasoning and Explaining</b>	I can explain the thinking I used to solve the problem using precise math vocabulary in a way that another person can easily understand my math reasoning.	I can explain the thinking I used to solve the problem using some math vocabulary	I can explain some of how I solved the problem.
<b>Modeling and Using Tools</b>	<p>I can accurately create and/or interpret a model to represent a real-world math concept or relationship.</p> <p>I can use a variety of math tools to solve problems.</p>	<p>I can create and/or interpret a model to represent a real-world math concept or relationship.</p> <p>I can use appropriate math tools to solve problems.</p>	<p>I can interpret a model and/or create a partial model to represent a real-world math concept or relationship, but it is inaccurate or incomplete.</p> <p>I can use some math tools to solve problems.</p>

Remember, you will have 40 minutes to complete all three parts of this assessment. Your teacher will tell you when there are 5 minutes remaining for you to complete your work on all three parts of the assessment.

Do you have any questions about what you are expected to do?

You may begin. Remember, you have 40 minutes to complete all three parts of this assessment.

When time is up, please close your booklets and pass them to the teacher.

## STUDENT MATERIALS

### PART 1 – DATA ANALYSIS PROMPT

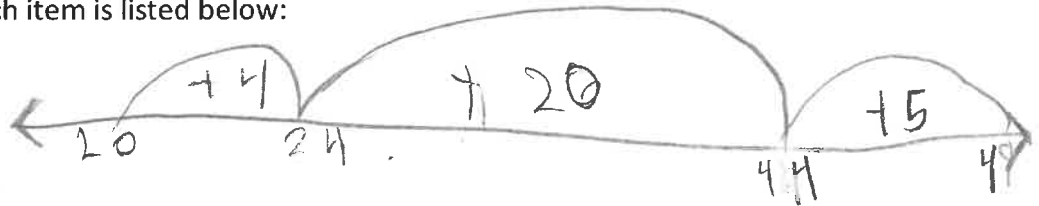
#### Use Coupons to Save Money

You have been invited to attend an annual early evening neighborhood charitable gathering. You decide to bring a cake, candles, and a virtual game as a gift donation. You know that SUPER Mart has some coupons that will save you some money, so you look online to find coupons and the cost of each item. The cost of each item is listed below:

Cake: \$20

Candles: \$4

Virtual Game: \$25.



First, find the sum of the three listed items at SUPER Mart: \$49

Next, find the new cost after applying the appropriate coupons located below. Remember to use the order of operations when you add and subtract to solve this math word problem. Show your work in the space below the coupons on this page.



**\$3.00 OFF**  
ONE Large  
Birthday Cake

SUPER Mart Coupon – No Expiration Date



**\$2.00 OFF**  
ONE Large Box of  
Birthday Candles

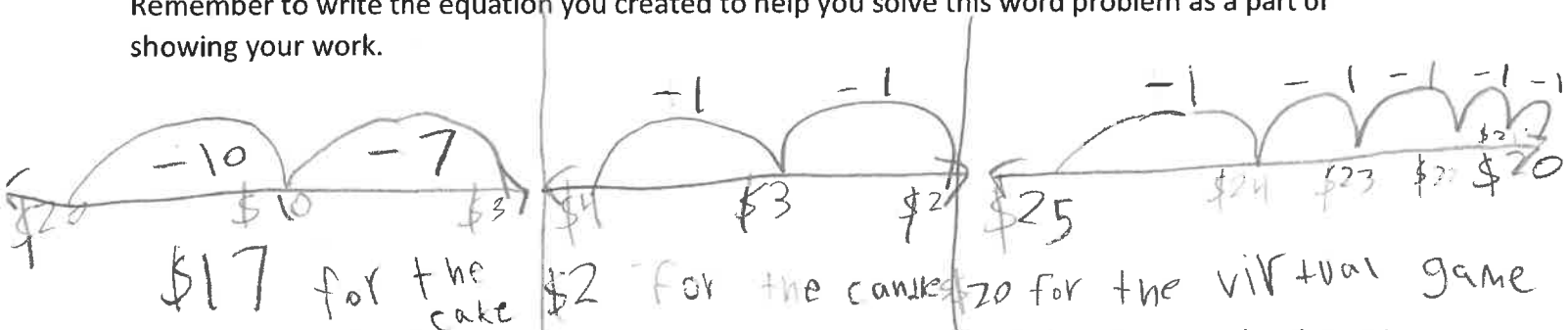
SUPER Mart Coupon – Expires 8/22/22



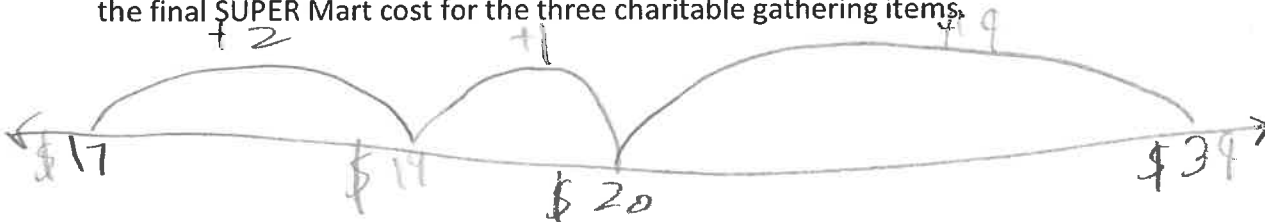
**\$5.00 OFF**  
ONE Digital  
Game Device

SUPER Mart Coupon – No Expiration Date

Remember to write the equation you created to help you solve this word problem as a part of showing your work.



In the next part, Part 2, you will be asked to explain the mathematical process you used to determine the final SUPER Mart cost for the three charitable gathering items.



**PART 2 – ASSESSMENT PROCESS QUESTION (5 MINUTES)**

In your own words, explain your thinking as you went about solving the problem story from Part 1. What was the mathematical process you used to determine the final SUPER Mart cost for the three charitable gathering items?

In my thinking the first part I started by doing a number-line and starting with 20 and then I added four and then I got 24 and then next I added 20 to get to 44 and then I added the five and then I got \$49 in all.

**PART 3 – REFLECTION QUESTIONS (5 MINUTES)**

After you have responded to the first two parts on this assessment, please complete the reflection questions below.

1. Do you think you got the correct answer? Explain why or why not?

Yes I think that I did correct answer because I was doing a fact in my head and then I did it on my papper and then I got the correct answer I did in my head.

2. What part of the word problem was the hardest? How did you figure it out?

The hardest problem for me was when I had to do part two in my head I was think of bigger number then I got.

