








STUDENT MATERIALS

STUDENT MATERIALS - BATCH 1

The table below lists the ingredients and amounts of each ingredient you have available to make 2 batches of trail mix.

Peanuts	Cashews	Chocolate Candies	Raisins	Sunflower Seeds	Chocolate Chips	Pretzels
						
2 $\frac{1}{4}$ cups	3 cups	1 cup	2 cups	$\frac{3}{4}$ cup	$\frac{1}{2}$ cup	2 $\frac{1}{2}$ cups

Use the information in the table above and the requirements listed below to create the recipe for your first batch of trail mix. Keep in mind that you will have the same requirements for the second batch of trail mix you create, and you will only be able to use the leftover ingredients.

Requirements:

- You don't have to use all of any ingredient, but you cannot use more than you have.
- The recipe must make exactly 4 $\frac{1}{2}$ cups of trail mix.
- Your recipe must include at least 1 type of nut.
- Your recipe must include at least 4 different ingredients.
- If you are not using an ingredient, put 0 for the cups used and the full amount for the cups left over.

Ingredient	Cups Used	Cups Left Over
Peanuts	0 cups	2 $\frac{1}{4}$ cups
Cashews	1 cup	2 cups
Chocolate Candies	$\frac{1}{2}$ cup	$\frac{1}{2}$ cup
Raisins	1 cup	1 cup
Sunflower Seeds	0 cups	$\frac{3}{4}$ cup
Chocolate Chips	0 cups	$\frac{1}{2}$ cup
Pretzels	2 cups	$\frac{1}{2}$ cup








$2 \frac{1}{4}$
 $+$
 2
 $+$
 $\frac{1}{2}$
 $+$
 1
 $+$
 $\frac{3}{4}$
 $+$
 $\frac{1}{2}$
 $+$
 $\frac{1}{2}$
 $=$
 $4 \frac{1}{4}$

Number of ingredients used: 4

Total number of cups of trail mix in the batch: 4½

STUDENT MATERIALS - BATCH 2

Fill in the ingredients table below with the amounts of each ingredient you have left over after making your first batch of trail mix.

Peanuts	Cashews	Chocolate Candies	Raisins	Sunflower Seeds	Chocolate Chips	Pretzels
						
2 1/4	2	1/2	1	3/4	1/2	1/2

Use the information in the table above and the requirements listed below to create the recipe for your second batch of trail mix.

Requirements:








- You do not have to use the full amount of any ingredient, but you cannot use more than you have.
- The recipe must make exactly 4 1/2 cups of trail mix.
- Your recipe must include at least 1 type of nut.
- Your recipe must include at least 4 different ingredients.
- If you are not using an ingredient, put 0 for the cups used and the full remaining amount for the cups left over.

Ingredient:	Cups Used	Cups Left Over
Peanuts	1	1 1/4
Cashews	1	1
Chocolate Candies	1/2	0
Raisins	1	0
Sunflower Seeds	0	3/4
Chocolate Chips	1/2	0
Pretzels	1/2	0

Number of ingredients used: 6

Total Number of cups of trail mix in the batch: 4 1/2

Fill in the ingredients table below with the amounts of each ingredient you have left over after making your first and second batch of trail mix.

Peanuts	Cashews	Chocolate Candies	Raisins	Sunflower Seeds	Chocolate Chips	Pretzels
						
1 1/4	1	0	0	3/4	0	0

Do you have enough ingredients left over to make a third batch of trail mix following the same requirements as the first two? Explain why or why not.

NO BECAUSE
IF YOU ADD ALL OF MY INGREDIENTS
UP YOU GET 3 CUPS AND I HAD 5
BEHINDING
MIX. 1 1/2 CUP OF TRAIL MIX